

# GULFPOWER

ELECTRICAL POWER GENERATORS

CALL CENTER 920002985



رؤية VISION

2030


المملكة العربية السعودية  
KINGDOM OF SAUDI ARABIA

GULFPOWER  
ELECTRICAL POWER GENERATORS

TECHNICAL  
DATASHEET  
GPJ0115-50



More about  
**GULFPOWER**?  
Use ARTIVIVE APP !



OR scan  
the QR code !



## Why to go with GULFPOWER?

- Proudly a Saudi Product

GULFPOWER genset are proudly assembled in Saudi Arabia with the highest quality by being the first genset factory in Saudi Arabia achieving the SASO certificates and supporting the local content in line with the Saudi 2030 Vision.

- Single Source Responsibility

GULFPOWER provides one-source responsibility for the Diesel Generator Sets , Panels ( ATS , Sync , MDB ) , accessories ( Fuel systems, Tanks , Cables ... etc., ) , genset rental , Special studies , turnkey installation project And Strong qualified engineers to support you with the best solutions.

- Genset designed for the harsh environment

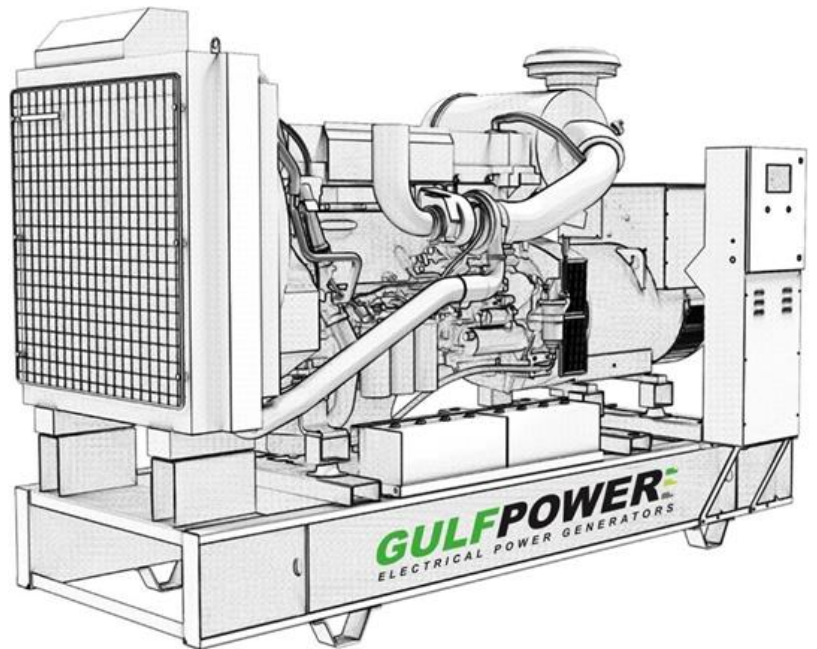
GULFPOWER genset designed to handle the harsh weather in MENA region specially in Saudi Arabia, GCC and Egypt (hot weather and high humidity)

- Product with our own design

GULFPOWER has its own R&D and engineering team to make the perfect design for genset matching the customer requirements.

- After Sales Services

GULFPOWER after Sales service are available across the kingdom of Saudi Arabia and outside of it by our dealers serving you with any spare parts or maintenance required



## GPJ0115-50

50 Hz	Standby		Prime	
	kVA	kW	kVA	kW
<b>440V</b>	115	92	98	78
<b>415V</b>				
<b>400V</b>				
<b>380V</b>				
<b>220V</b>				

\* 60 Hz Option available: (GPJ0125-60), Standby: 125 kVA / Prime: 120 kVA

### Ratings Definition

- Emergency standby power (ESP)  
Applicable for supplying power to varying electrical load for the duration of power interruption of a reliable utility source. Emergency Standby Power (ESP) is in accordance with ISO 8528. Fuel Stop power in accordance with ISO 3046, AS 2789, DIN 6271 and BS 5514.
- Prime power (PRP)  
Applicable for supplying power to varying electrical load for unlimited hours. Prime Power (PRP) is in accordance with ISO 8528. Ten percent overload capability is available in accordance with ISO 3046, AS 2789, DIN 6271 and BS 5514

## ENGINE SPECIFICATION

Engine Manufacturer	John Deere
Engine Model	4045HF158
Engine Speed	1500 RPM
Max. power at rated rpm-with fan, kWm (BHP)	100 (134)
Engine Type	4-Cycle; In-line; 4-Cylinder Diesel
Aspiration	Turbocharged
Bore and Stroke	106 x 127 mm (4.19 x 5.00) inch

Displacement	275 inch <sup>3</sup> (4.5 litre)
Compression Ratio	17.0 : 1
Governor: type	Mechanical Governor
<b>EXHAUST SYSTEM</b>	
Maximum Back Pressure	1.09 psi (7.5 kPa)
<b>COOLING SYSTEM</b>	
Cooling System Type	Water Cooling
<b>ELECTRICAL SYSTEM</b>	
Starting Motor	12 Volt

## ALTERNATOR SPECIFICATION

Insulation System	Class H
Protection	IP23
Rated Power Factor	0.8
Stator Winding	Double Layer Concentric
Winding Pitch	Two Third
Maximum Over speed	2250 RPM

- NEMA MG1, IEEE, and ANSI standards compliance for temperature rise and motor starting
- PMG Sustained short-circuit current of up to 300% of the rated current for up to 10 seconds
- Self-ventilated and drip proof construction
- Vacuum-impregnated windings with fungus-resistant epoxy varnish for dependability and long life
- Superior voltage waveform from a two-thirds pitch stator and skewed rotor & Fast-Response

### GULFPOWER GENSET SUPPLIED AS STANDARD WITH:

- Circuit Breaker
- Battery charger
- Set of Batteries
- Muffler

### ADDITIONAL OPTIONAL ACCESSORIES:

- Jacket Water Heater
- PMG
- Alternator Space Heater
- Annunciator
- Horn

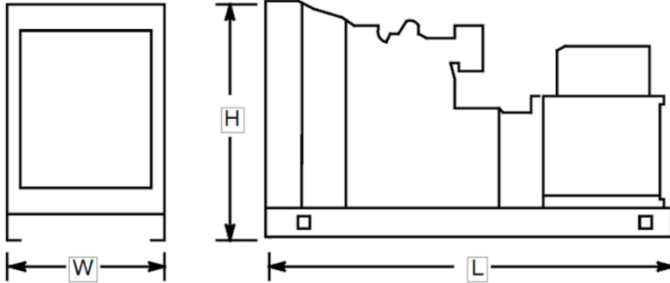
\* Additional Options are available as per your requirements, please consult GULFPOWER Team.

## FUEL CONSUMPTION

FUEL CONSUMPTION		
%	Liter/ hour	US Gal/ hour
<b>STANDBY POWER</b>		
<b>100</b>	25.0	6.6
<b>PRIME POWER</b>		
<b>100</b>	23.0	6.08
<b>75</b>	16.5	4.36
<b>50</b>	11.0	2.91
<b>25</b>	6.0	1.59

## DIMENSIONS AND WEIGHT

Overall Size, max., mm : W=755 , H= 1634 , L = 2075



**NOTE:** This drawing is provided for reference only and should not be used for planning installation. Contact GULFPOWER team for more detailed information.

## CONTACT US:

CALL CENTER: 920002985



## CONTROL PANEL



### IntelliLite<sup>NT</sup> MRS16

These controllers are easy to use and feature an intuitive user interface with graphic display. The built-in event and performance log with backed-up real time clock makes troubleshooting even simpler.

- 3 phase generator protections
- True RMS current measurement
- Power Measurements
- Event Performance log + RTC
- User Interface
- Communication Interfaces

\* Please refer to Data sheet for details.

\* Additional Controlling solution are available, please consult GULFPOWER team for more information